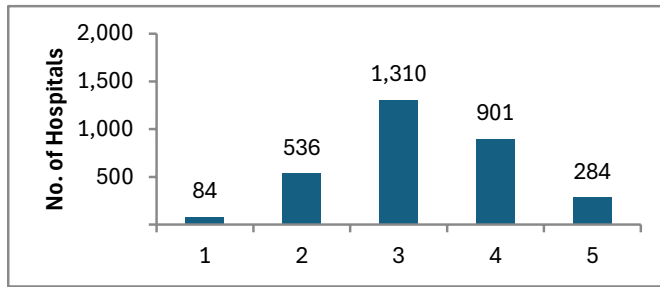


HCAHPS Stars Ratings Distributions for April 2025 Public Reporting (N= 3115 Hospitals)

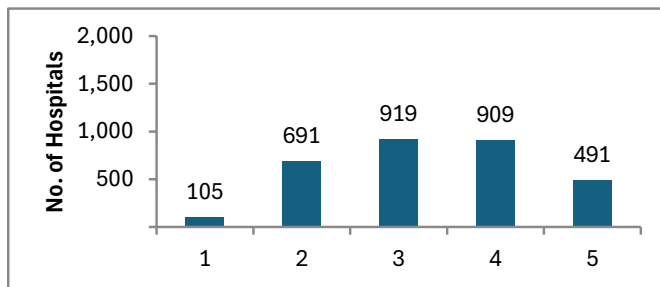
HCAHPS Summary Star Rating

Star Rating	N	%
1	84	3
2	536	17
3	1,310	42
4	901	29
5	284	9



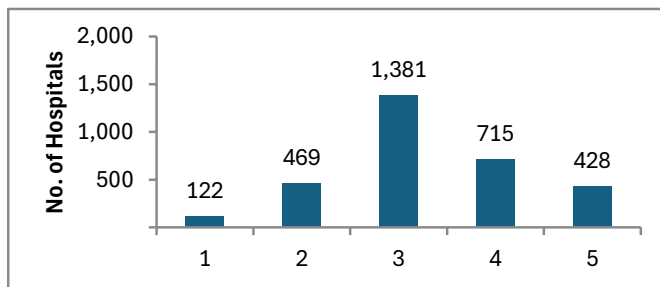
Communication with Nurses

Star Rating	N	%
1	105	3
2	691	22
3	919	30
4	909	29
5	491	16



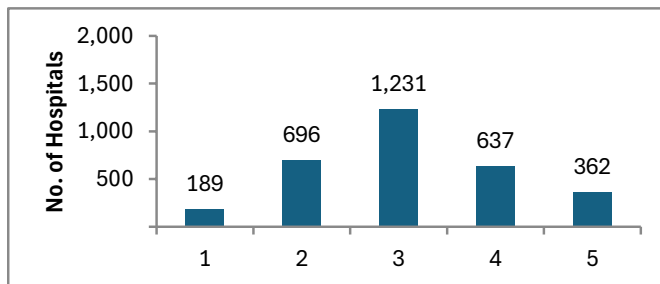
Communication with Doctors

Star Rating	N	%
1	122	4
2	469	15
3	1,381	44
4	715	23
5	428	14



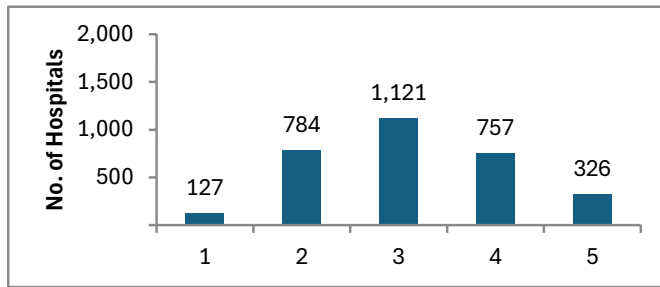
Responsiveness of Hospital Staff

Star Rating	N	%
1	189	6
2	696	22
3	1,231	40
4	637	20
5	362	12



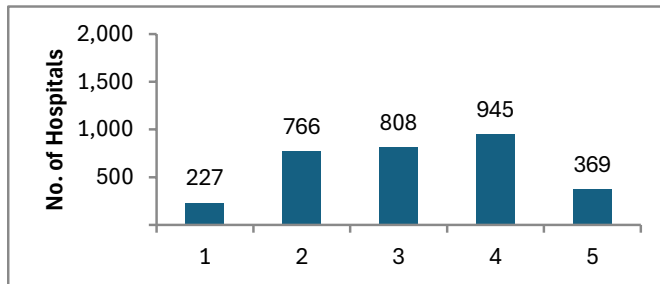
Communication about Medicines

Star Rating	N	%
1	127	4
2	784	25
3	1,121	36
4	757	24
5	326	10



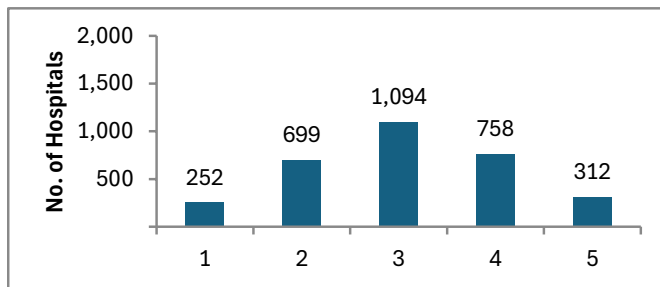
Cleanliness of Hospital Environment

Star Rating	N	%
1	227	7
2	766	25
3	808	26
4	945	30
5	369	12



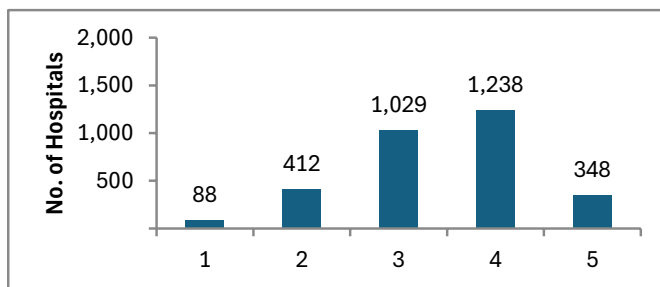
Quietness of Hospital Environment

Star Rating	N	%
1	252	8
2	699	22
3	1,094	35
4	758	24
5	312	10



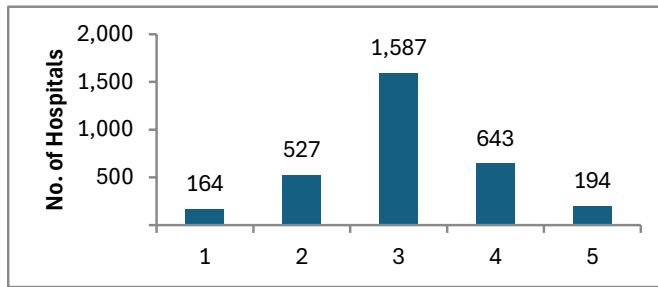
Discharge Information

Star Rating	N	%
1	88	3
2	412	13
3	1,029	33
4	1,238	40
5	348	11



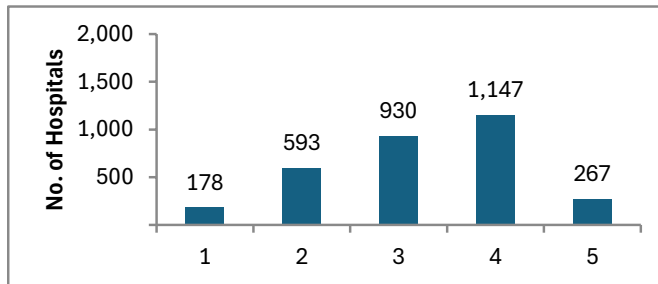
Care Transition

Star Rating	N	%
1	164	5
2	527	17
3	1,587	51
4	643	21
5	194	6



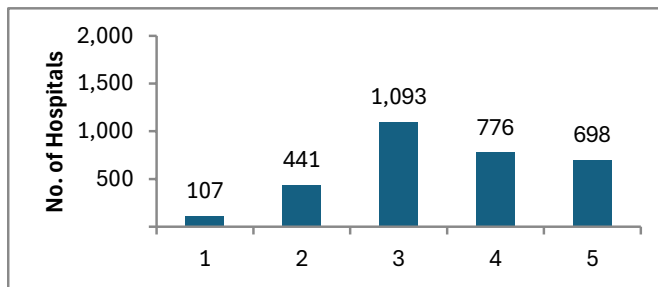
Hospital Rating

Star Rating	N	%
1	178	6
2	593	19
3	930	30
4	1,147	37
5	267	9



Recommend the Hospital

Star Rating	N	%
1	107	3
2	441	14
3	1,093	35
4	776	25
5	698	22



*These results encompass all hospitals that received HCAHPS scores. Because not all hospitals report their results on Care Compare, the values on that Web site may differ from those shown here.

Notes

3115 Hospitals received HCAHPS Star Ratings in April 2025.

HCAHPS Star Ratings are based on patients discharged between July 2023 and June 2024.

For more information about HCAHPS Star Ratings visit <https://www.hcahpsonline.org/en/hcahps-star-ratings/>.

Please use the following citation when referencing material on this website:

<https://www.hcahpsonline.org> Centers for Medicare & Medicaid Services, Baltimore, MD.

Month, Date, Year the page was accessed.