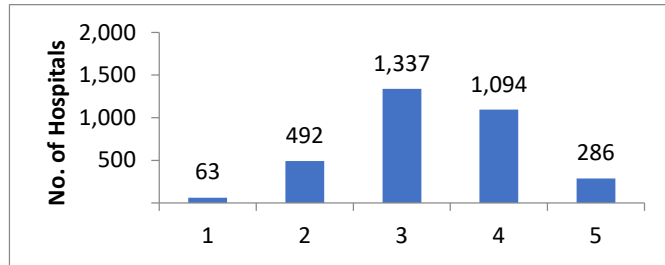


HCAHPS Stars Ratings Distributions for October 2023 Public Reporting (N= 3272 Hospitals)

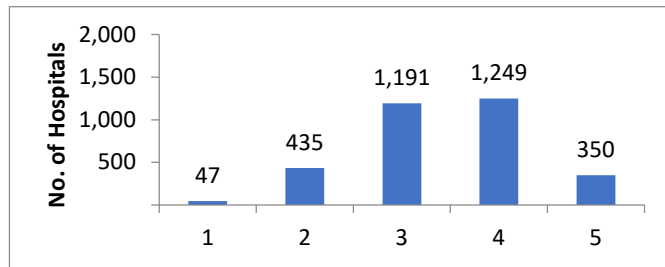
HCAHPS Summary Star Rating

Star Rating	N	%
1	63	2
2	492	15
3	1,337	41
4	1,094	33
5	286	9



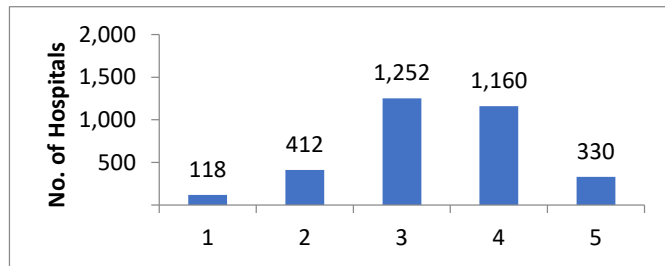
Communication with Nurses

Star Rating	N	%
1	47	1
2	435	13
3	1,191	36
4	1,249	38
5	350	11



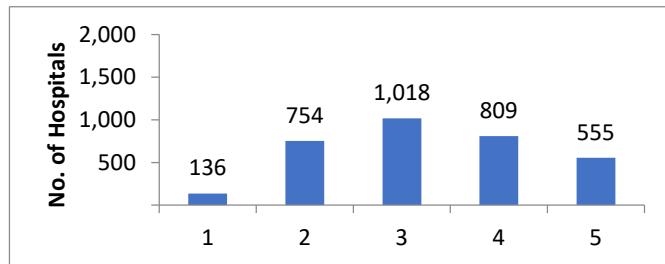
Communication with Doctors

Star Rating	N	%
1	118	4
2	412	13
3	1,252	38
4	1,160	35
5	330	10



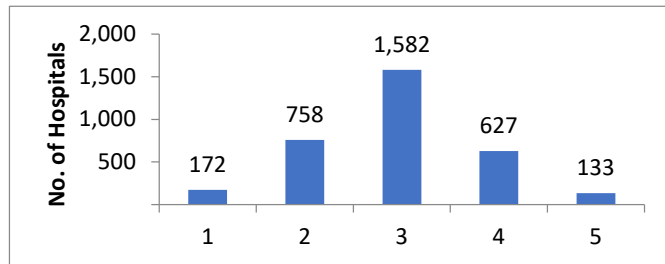
Responsiveness of Hospital Staff

Star Rating	N	%
1	136	4
2	754	23
3	1,018	31
4	809	25
5	555	17



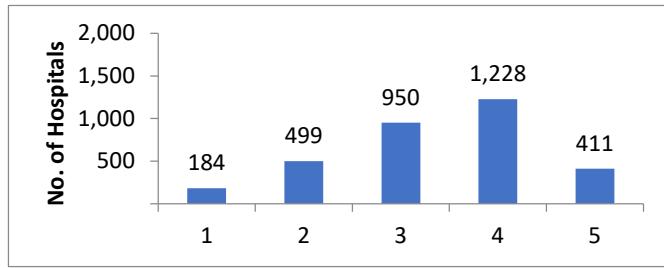
Communication about Medicines

Star Rating	N	%
1	172	5
2	758	23
3	1,582	48
4	627	19
5	133	4



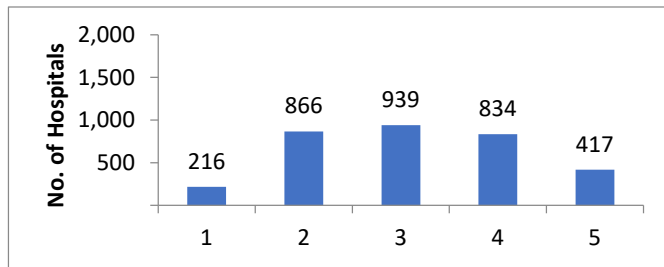
Cleanliness of Hospital Environment

Star Rating	N	%
1	184	6
2	499	15
3	950	29
4	1,228	38
5	411	13



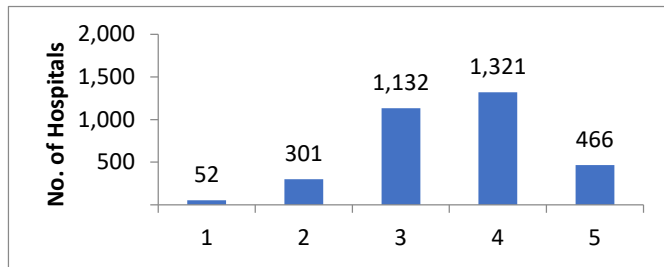
Quietness of Hospital Environment

Star Rating	N	%
1	216	7
2	866	26
3	939	29
4	834	25
5	417	13



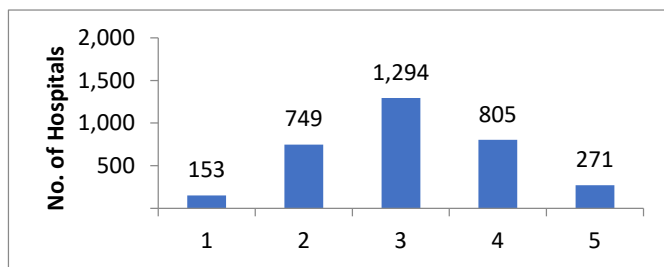
Discharge Information

Star Rating	N	%
1	52	2
2	301	9
3	1,132	35
4	1,321	40
5	466	14



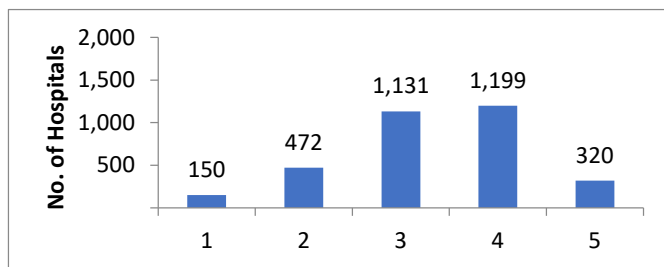
Care Transition

Star Rating	N	%
1	153	5
2	749	23
3	1,294	40
4	805	25
5	271	8



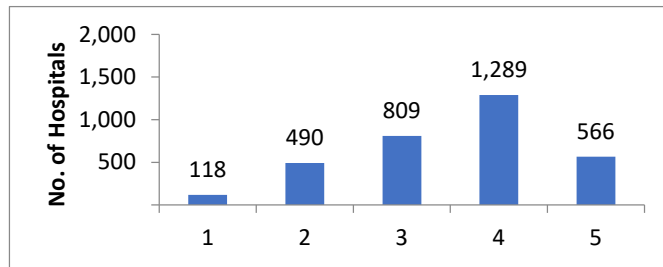
Hospital Rating

Star Rating	N	%
1	150	5
2	472	14
3	1,131	35
4	1,199	37
5	320	10



Recommend the Hospital

Star Rating	N	%
1	118	4
2	490	15
3	809	25
4	1,289	39
5	566	17



*These results encompass all hospitals that received HCAHPS scores. Because not all hospitals report their results on Care Compare, the values on that Web site may differ from those shown here.

Notes

3272 Hospitals received HCAHPS Star Ratings in October 2023.

HCAHPS Star Ratings are based on patients discharged between January 2022 and December 2022.

For more information about HCAHPS Star Ratings visit <https://www.hcahpsonline.org/en/hcahps-star-ratings/>.

Please use the following citation when referencing material on this website:

<https://www.hcahpsonline.org> Centers for Medicare & Medicaid Services, Baltimore, MD.

Month, Date, Year the page was accessed.