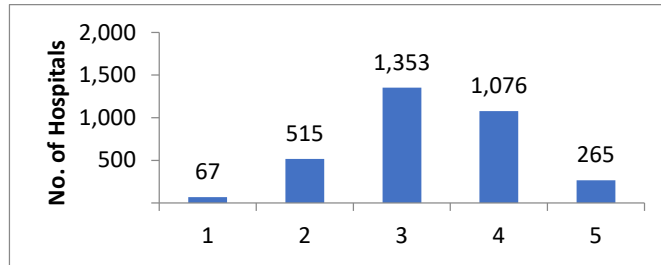


HCAHPS Stars Ratings Distributions for April 2023 Public Reporting (N= 3276 Hospitals)

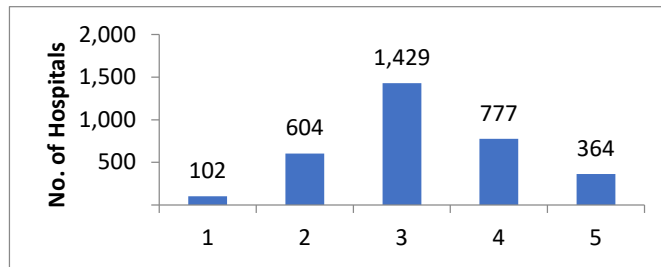
HCAHPS Summary Star Rating

Star Rating	N	%
1	67	2
2	515	16
3	1,353	41
4	1,076	33
5	265	8



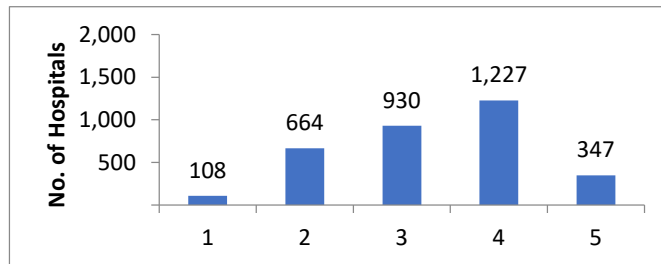
Communication with Nurses

Star Rating	N	%
1	102	3
2	604	18
3	1,429	44
4	777	24
5	364	11



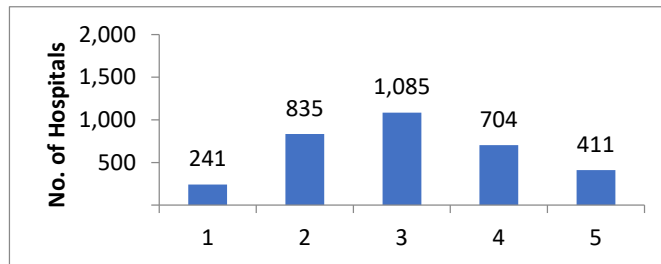
Communication with Doctors

Star Rating	N	%
1	108	3
2	664	20
3	930	28
4	1,227	37
5	347	11



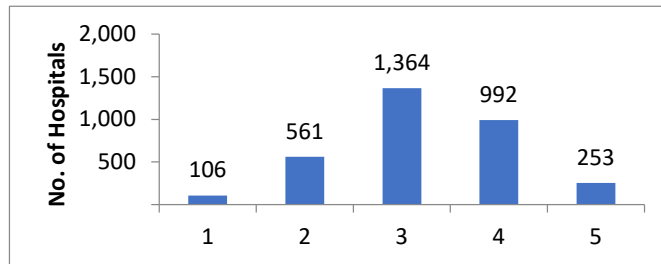
Responsiveness of Hospital Staff

Star Rating	N	%
1	241	7
2	835	25
3	1,085	33
4	704	21
5	411	13



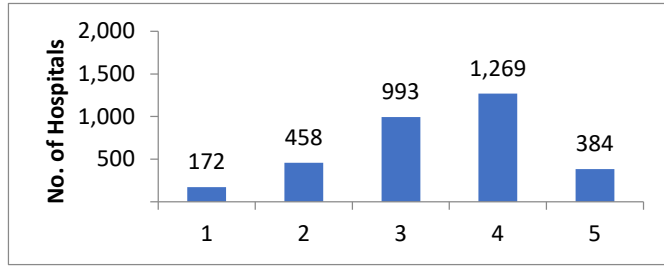
Communication about Medicines

Star Rating	N	%
1	106	3
2	561	17
3	1,364	42
4	992	30
5	253	8



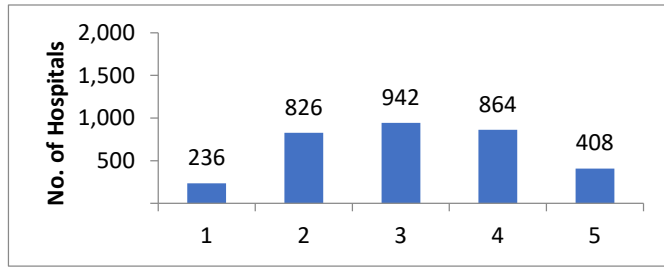
Cleanliness of Hospital Environment

Star Rating	N	%
1	172	5
2	458	14
3	993	30
4	1,269	39
5	384	12



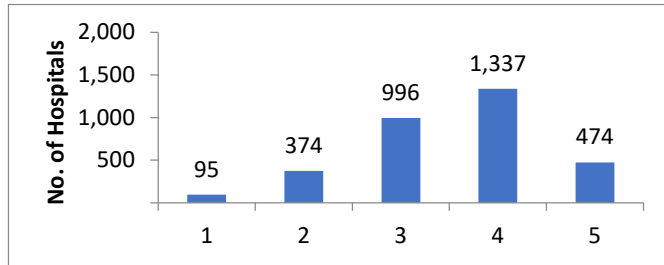
Quietness of Hospital Environment

Star Rating	N	%
1	236	7
2	826	25
3	942	29
4	864	26
5	408	12



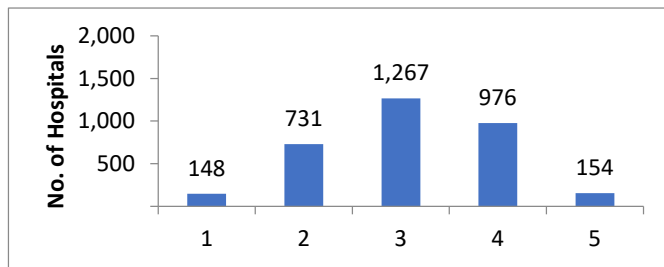
Discharge Information

Star Rating	N	%
1	95	3
2	374	11
3	996	30
4	1,337	41
5	474	14



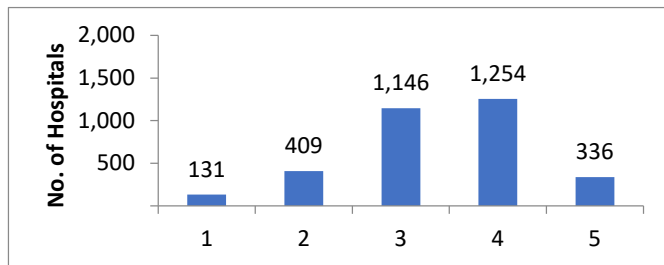
Care Transition

Star Rating	N	%
1	148	5
2	731	22
3	1,267	39
4	976	30
5	154	5



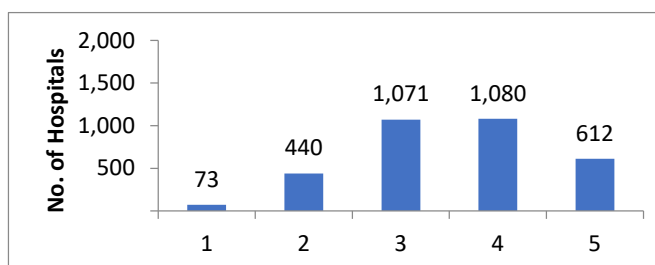
Hospital Rating

Star Rating	N	%
1	131	4
2	409	12
3	1,146	35
4	1,254	38
5	336	10



Recommend the Hospital

Star Rating	N	%
1	73	2
2	440	13
3	1,071	33
4	1,080	33
5	612	19



*These results encompass all hospitals that received HCAHPS scores. Because not all hospitals report their results on Care Compare, the values on that Web site may differ from those shown here.

Notes

3276 Hospitals received HCAHPS Star Ratings in April 2023.

HCAHPS Star Ratings are based on patients discharged between July 2021 and June 2022.

For more information about HCAHPS Star Ratings visit <https://www.hcahpsonline.org/en/hcahps-star-ratings/>.

Please use the following citation when referencing material on this website:

<https://www.hcahpsonline.org>. Centers for Medicare & Medicaid Services, Baltimore, MD.

Month, Date, Year the page was accessed.