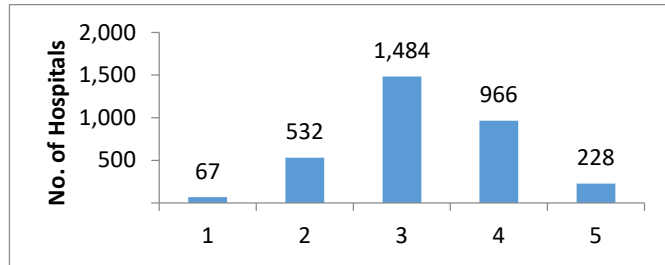


HCAHPS Stars Ratings Distributions for October 2022 Public Reporting (N= 3277 Hospitals)

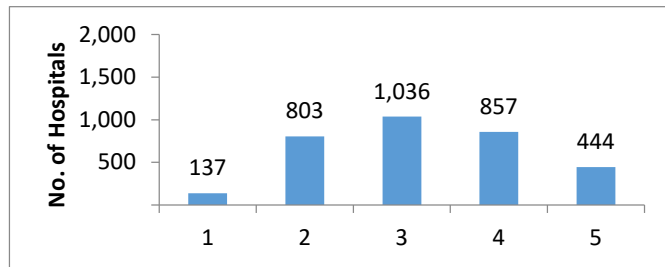
HCAHPS Summary Star Rating

Star Rating	N	%
1	67	2
2	532	16
3	1,484	45
4	966	29
5	228	7



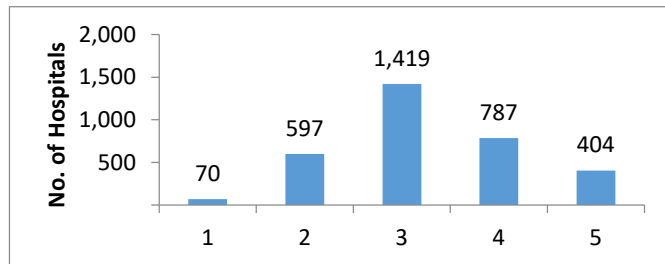
Communication with Nurses

Star Rating	N	%
1	137	4
2	803	25
3	1,036	32
4	857	26
5	444	14



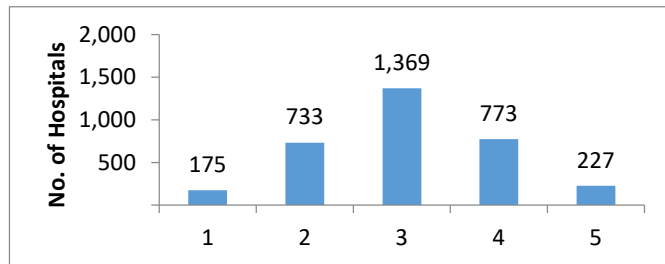
Communication with Doctors

Star Rating	N	%
1	70	2
2	597	18
3	1,419	43
4	787	24
5	404	12



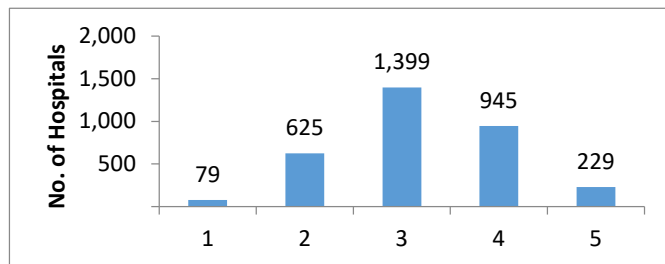
Responsiveness of Hospital Staff

Star Rating	N	%
1	175	5
2	733	22
3	1,369	42
4	773	24
5	227	7



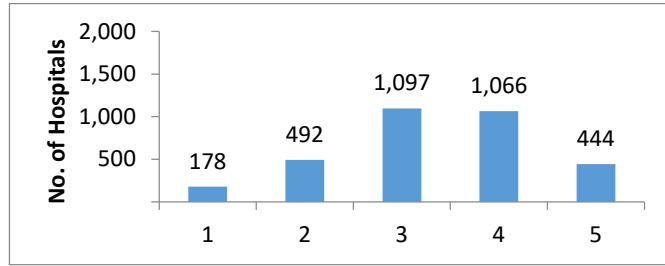
Communication about Medicines

Star Rating	N	%
1	79	2
2	625	19
3	1,399	43
4	945	29
5	229	7



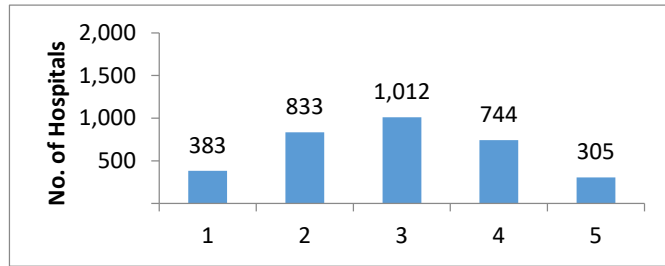
Cleanliness of Hospital Environment

Star Rating	N	%
1	178	5
2	492	15
3	1,097	33
4	1,066	33
5	444	14



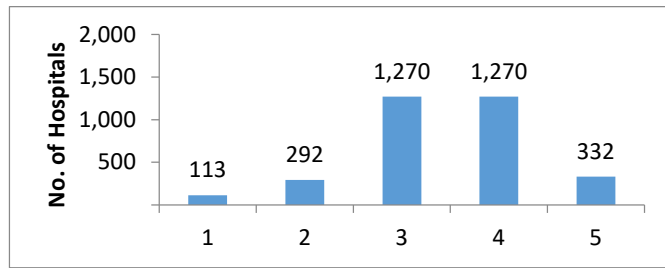
Quietness of Hospital Environment

Star Rating	N	%
1	383	12
2	833	25
3	1,012	31
4	744	23
5	305	9



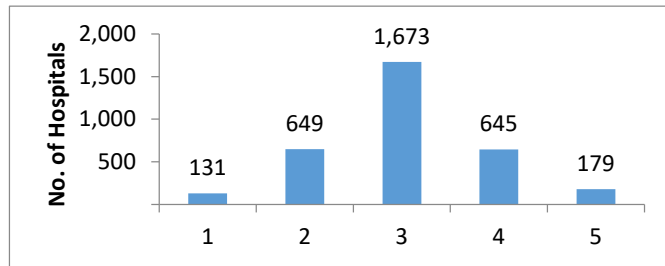
Discharge Information

Star Rating	N	%
1	113	3
2	292	9
3	1,270	39
4	1,270	39
5	332	10



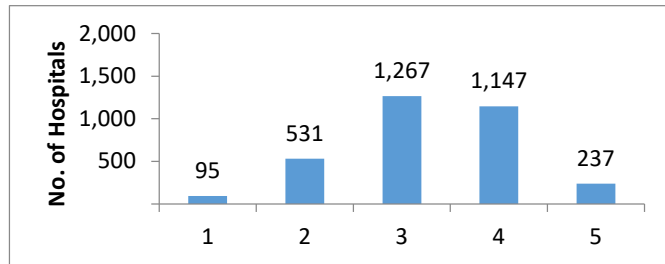
Care Transition

Star Rating	N	%
1	131	4
2	649	20
3	1,673	51
4	645	20
5	179	5



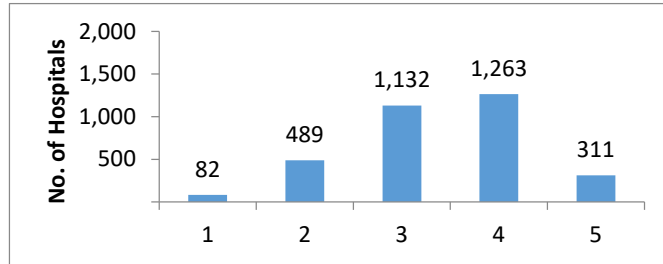
Hospital Rating

Star Rating	N	%
1	95	3
2	531	16
3	1,267	39
4	1,147	35
5	237	7



Recommend the Hospital

Star Rating	N	%
1	82	3
2	489	15
3	1,132	35
4	1,263	39
5	311	9



*These results encompass all hospitals that received HCAHPS scores. Because not all hospitals report their results on Care Compare, the values on that Web site may differ from those shown here.

Notes

3277 Hospitals received HCAHPS Star Ratings in October 2022.

HCAHPS Star Ratings are based on patients discharged between January 2021 and December 2021.

For more information about HCAHPS Star Ratings visit <https://www.hcahpsonline.org/en/hcahps-star-ratings/>.

Please use the following citation when referencing material on this website:

<https://www.hcahpsonline.org> Centers for Medicare & Medicaid Services, Baltimore, MD.

Month, Date, Year the page was accessed.