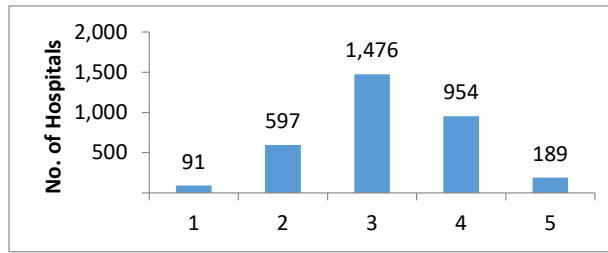


**HCAHPS Stars Ratings Distributions for July 2022 Public Reporting (N= 3307 Hospitals)**

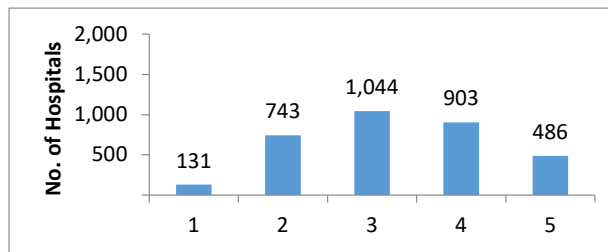
**HCAHPS Summary Star Rating**

Star Rating	N	%
1	91	3
2	597	18
3	1,476	45
4	954	29
5	189	6



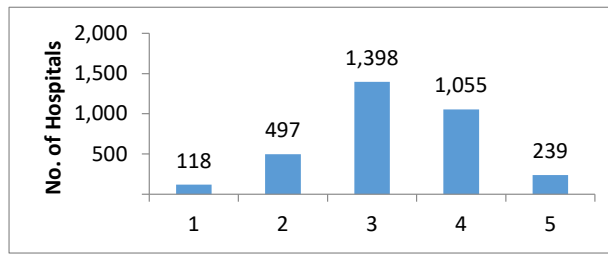
**Communication with Nurses**

Star Rating	N	%
1	131	4
2	743	22
3	1,044	32
4	903	27
5	486	15



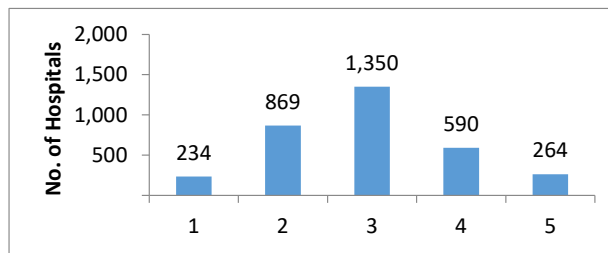
**Communication with Doctors**

Star Rating	N	%
1	118	4
2	497	15
3	1,398	42
4	1,055	32
5	239	7



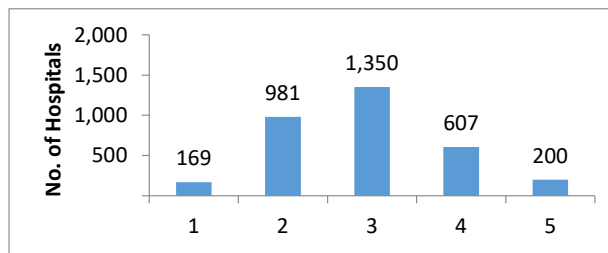
**Responsiveness of Hospital Staff**

Star Rating	N	%
1	234	7
2	869	26
3	1,350	41
4	590	18
5	264	8



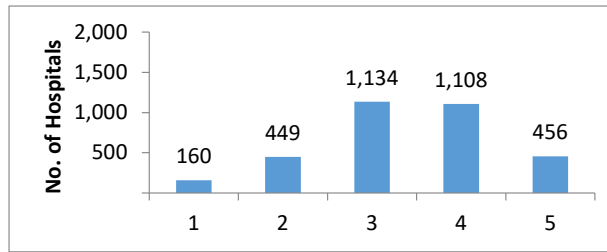
**Communication about Medicines**

Star Rating	N	%
1	169	5
2	981	30
3	1,350	41
4	607	18
5	200	6



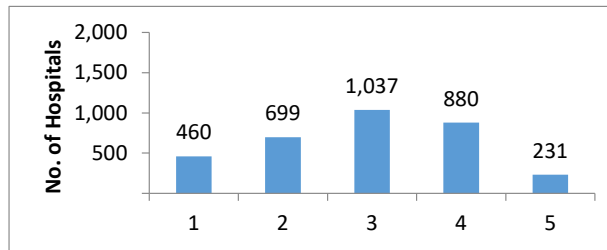
**Cleanliness of Hospital Environment**

Star Rating	N	%
1	160	5
2	449	14
3	1,134	34
4	1,108	34
5	456	14



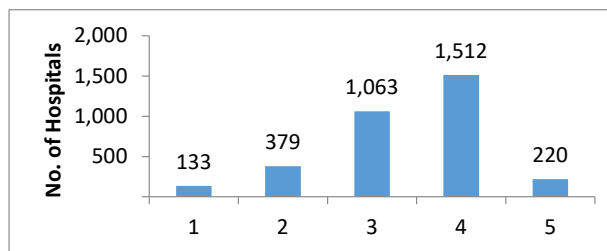
**Quietness of Hospital Environment**

Star Rating	N	%
1	460	14
2	699	21
3	1,037	31
4	880	27
5	231	7



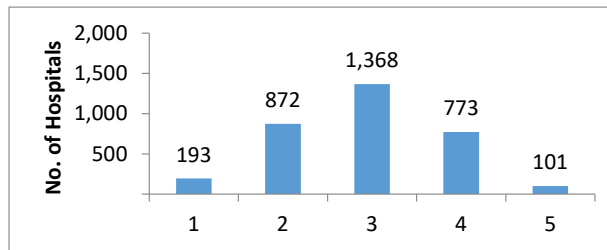
**Discharge Information**

Star Rating	N	%
1	133	4
2	379	11
3	1,063	32
4	1,512	46
5	220	7



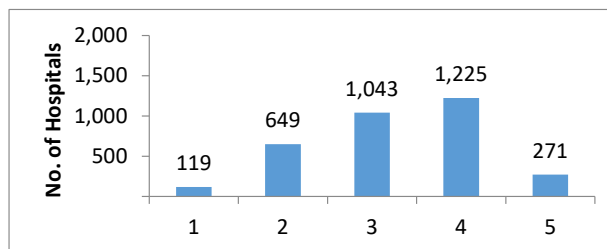
**Care Transition**

Star Rating	N	%
1	193	6
2	872	26
3	1,368	41
4	773	23
5	101	3



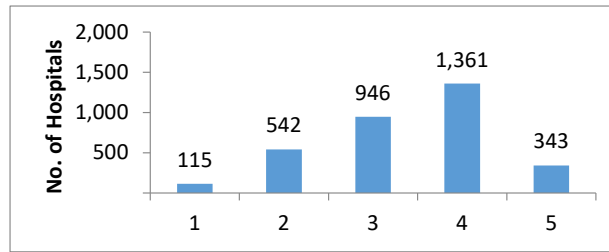
**Hospital Rating**

Star Rating	N	%
1	119	4
2	649	20
3	1,043	32
4	1,225	37
5	271	8



### Recommend the Hospital

Star Rating	N	%
1	115	3
2	542	16
3	946	29
4	1,361	41
5	343	10



\*These results encompass all hospitals that received HCAHPS scores. Because not all hospitals report their results on Care Compare, the values on that Web site may differ from those shown here.

### Notes

3307 Hospitals received HCAHPS Star Ratings in July 2022.

HCAHPS Star Ratings are based on patients discharged between Oct 2020 and September 2021.

For more information about HCAHPS Star Ratings visit <https://www.hcahpsonline.org/en/hcahps-star-ratings/>.

Please use the following citation when referencing material on this website:

<https://www.hcahpsonline.org> Centers for Medicare & Medicaid Services, Baltimore, MD.

*Month, Date, Year the page was accessed.*