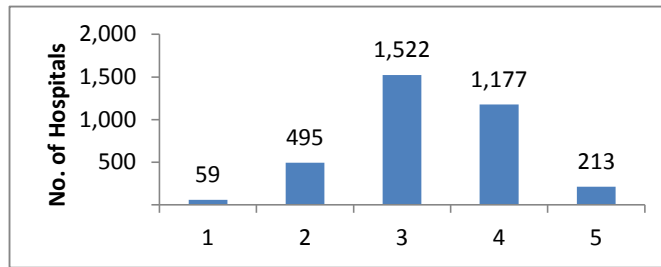


HCAHPS Stars Ratings Distributions for April 2018 Public Reporting (N= 3466 Hospitals)

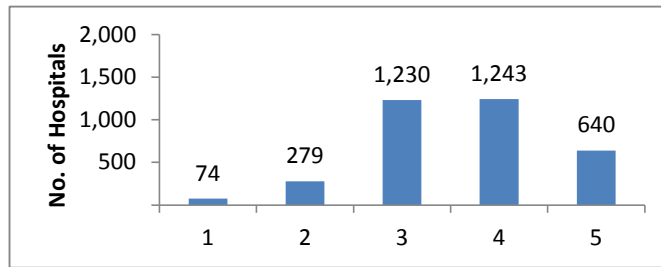
HCAHPS Summary Star Rating

| Star Rating | N | % |
|-------------|-------|----|
| 1 | 59 | 2 |
| 2 | 495 | 14 |
| 3 | 1,522 | 44 |
| 4 | 1,177 | 34 |
| 5 | 213 | 6 |



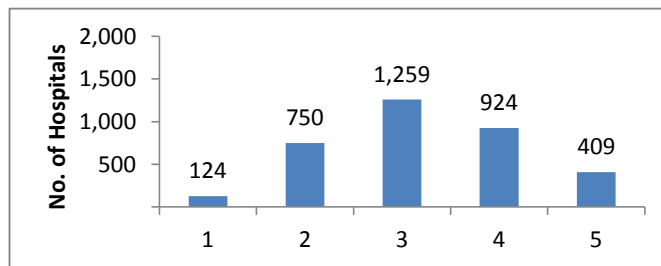
Communication with Nurses

| Star Rating | N | % |
|-------------|-------|----|
| 1 | 74 | 2 |
| 2 | 279 | 8 |
| 3 | 1,230 | 35 |
| 4 | 1,243 | 36 |
| 5 | 640 | 18 |



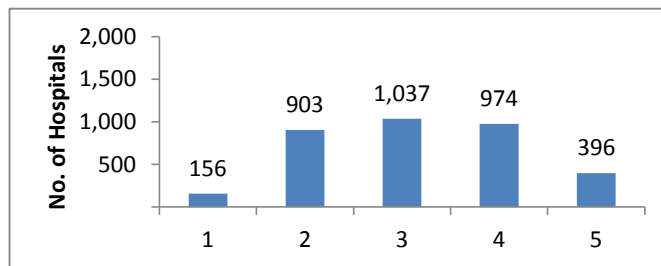
Communication with Doctors

| Star Rating | N | % |
|-------------|-------|----|
| 1 | 124 | 4 |
| 2 | 750 | 22 |
| 3 | 1,259 | 36 |
| 4 | 924 | 27 |
| 5 | 409 | 12 |



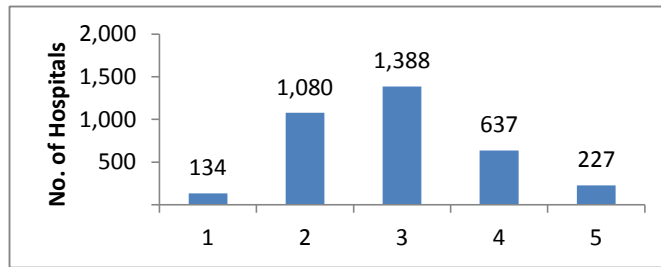
Responsiveness of Hospital Staff

| Star Rating | N | % |
|-------------|-------|----|
| 1 | 156 | 5 |
| 2 | 903 | 26 |
| 3 | 1,037 | 30 |
| 4 | 974 | 28 |
| 5 | 396 | 11 |



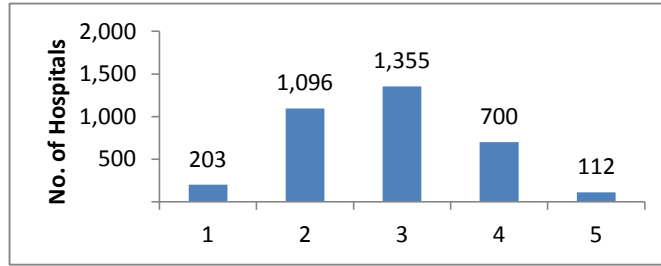
Communication about Medicines

| Star Rating | N | % |
|-------------|-------|----|
| 1 | 134 | 4 |
| 2 | 1,080 | 31 |
| 3 | 1,388 | 40 |
| 4 | 637 | 18 |
| 5 | 227 | 7 |



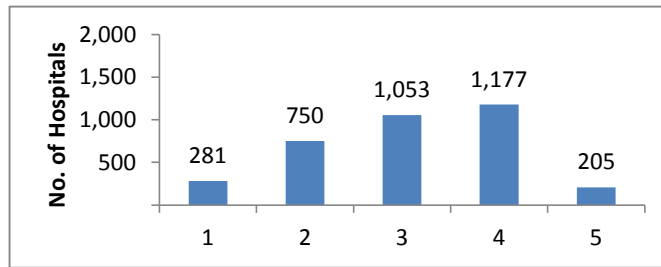
Cleanliness of Hospital Environment

| Star Rating | N | % |
|-------------|-------|----|
| 1 | 203 | 6 |
| 2 | 1,096 | 32 |
| 3 | 1,355 | 39 |
| 4 | 700 | 20 |
| 5 | 112 | 3 |



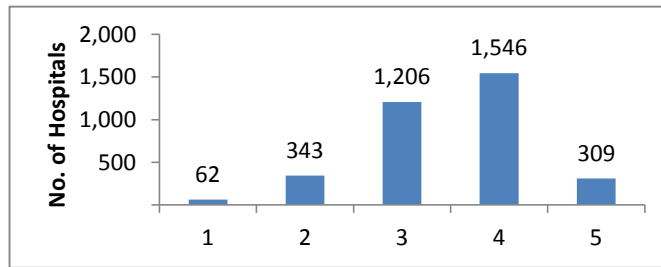
Quietness of Hospital Environment

| Star Rating | N | % |
|-------------|-------|----|
| 1 | 281 | 8 |
| 2 | 750 | 22 |
| 3 | 1,053 | 30 |
| 4 | 1,177 | 34 |
| 5 | 205 | 6 |



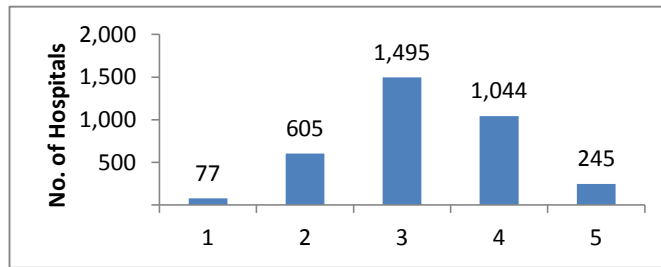
Discharge Information

| Star Rating | N | % |
|-------------|-------|----|
| 1 | 62 | 2 |
| 2 | 343 | 10 |
| 3 | 1,206 | 35 |
| 4 | 1,546 | 45 |
| 5 | 309 | 9 |



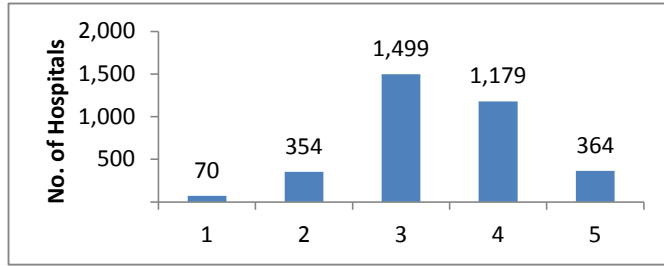
Care Transition

| Star Rating | N | % |
|-------------|-------|----|
| 1 | 77 | 2 |
| 2 | 605 | 17 |
| 3 | 1,495 | 43 |
| 4 | 1,044 | 30 |
| 5 | 245 | 7 |



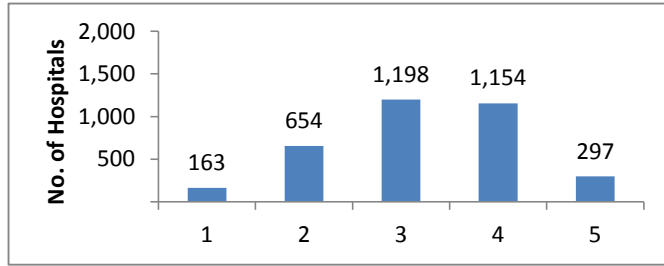
Hospital Rating

| Star Rating | N | % |
|-------------|-------|----|
| 1 | 70 | 2 |
| 2 | 354 | 10 |
| 3 | 1,499 | 43 |
| 4 | 1,179 | 34 |
| 5 | 364 | 11 |



Recommend the Hospital

| Star Rating | N | % |
|-------------|-------|----|
| 1 | 163 | 5 |
| 2 | 654 | 19 |
| 3 | 1,198 | 35 |
| 4 | 1,154 | 33 |
| 5 | 297 | 9 |



*These results encompass all hospitals that received HCAHPS scores. Because not all hospitals report their results on Hospital Compare, the values on that Web site may differ from those shown here.

Notes

3466 Hospitals received HCAHPS Star Ratings in April 2018

HCAHPS Star Ratings are based on patients discharged between July 2016 and June 2017

For more information about HCAHPS Star Ratings visit <http://www.hcahpsonline.org/StarRatings.aspx>

Please use the following citation when referencing material on this website:

<http://www.hcahpsonline.org> Centers for Medicare & Medicaid Services, Baltimore, MD.

Month, Date, Year the page was accessed .